

Product Info &  
User Manual



TO SUIT

# TOYOTA LANDCRUISER

## 200 SERIES VX / SAHARA (2016-2021)

Introducing the Aerpro AMUTO53, a revolutionary 10" Advanced Infotainment System specifically designed for the Toyota Landcruiser 200 Series VX & Sahara (2016-2021). This all-in-one solution addresses the limitations of the factory-installed infotainment system, bringing a modern, high-tech upgrade to your vehicle. With the AMUTO53, you can enjoy a seamless integration of advanced features that enhance your driving experience while retaining the essential functions of your Landcruiser.

**WIRELESS & WIRED**

Works with  
**Apple CarPlay**



**WIRELESS & WIRED**

Works with  
**Android Auto**



**FEATURES**

- 10" Large HD Digital Capacitive IPS Touchscreen
- Works with Apple CarPlay (Wireless & Wired)
- Supports Android Auto (Wireless & Wired)
- DAB+ Digital Radio with 18 Presets
- AM / FM Tuner with RDS & Presets (18FM/12AM)
- Built-in Bluetooth (A2DP, AVRCP, HFP, PBAP)
- Dual Rear USB 5V/1.5A
- Dual Camera Inputs 720P (RCA-AHD)
- High Power 4 x 50W Peak Built-In Amplifier
- 4V / 5CH RCA Preout
- 16 Band Graphic EQ with Q Factor Adjustment (10 EQ Presets)
- Time Alignment Capabilities
- Subwoofer Level Control
- MP3 / AAC / FLAC / MP4 Media Formats

## STEERING WHEEL CONTROLS



### 10" HD IPS TOUCHSCREEN

Experience vibrant visuals with a 10" high definition touch display, offering a user-friendly interface for seamless control.

### CLIMATE CONTROL DISPLAY

Enjoy easy viewing day and night with a white LED back-lit display for climate control.

## FACTORY 360 CAMERA



### OEM STYLE FINISH

Designed to complement your vehicle's interior, providing an OEM-style look and feel to maintain aesthetics.

### PHYSICAL BUTTONS

Dedicated buttons for Home, Volume, Hazard Lights, Fan Speed, and Climate Control.



## SCREEN

- A. Return to Previous Source
- B. Devices Connect (page XX)
- C. Bluetooth Connected
- D. Menu Bar
- E. Connected Phone Battery Life
- F. Connected Phone Signal
- G. Clock
- H. Turn Off Screen
- I. Radio
- J. Apple CarPlay
- K. Android Auto
- L. Current Audio Album Art (if applicable)
- M. Climate Screen
- N. DAB+ Radio
- O. USB Media Playback (page XX)

## HEAD UNIT

- 1. Home Button: Jump to the Home Menu or switch between last source
- 2. Volume Down
- 3. Volume Up
- 4. Hazard Button
- 5. Fan Speed Down
- 6. Fan Speed Up
- 7. Climate Button: Quickly switch to the climate screen
- 8. Passenger Temperature
- 9. Sync Icon: Temperatures are synced with Drivers temperature
- 10. Passenger Vent Position
- 11. Fan Speed
- 12. Outside Temperature
- 13. Drivers Vent Position
- 14. Rear Icon: Rear icon visible when rear climate enabled
- 15. Driver Temperature

## VEHICLE INTEGRATION

360 Camera System Retention  
Front & Rear Parking Sensor Retention  
Built-In Inclinometer (Pitch & Roll)  
USB Port Retention

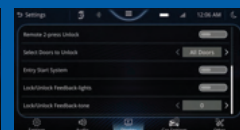
Climate Control & Status Display  
- Visualisation & Controls  
- LED Display & Buttons  
- Factory Climate Button Retention

Trip Computer Retention  
Vehicle Settings Retention  
Factory Amplifier Retention  
Steering Wheel Control Retention

Factory Microphone Retention  
FM/AM Antenna Retention  
DAB Antenna Retention  
GPS Antenna Retention



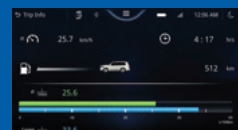
Climate Control




Vehicle Settings



Inclinometer



Trip Computer



DAB+ Radio



Car Colour Display